

Odin

Design Will Walk About In Freedom





Light Luxury And Comfortable
Office Work.





Details Make a Difference



Ergonomics



Environmental



Design



Professional



Simple But Not Simple







Configuration

3D Adjustable Headrest

The headrest can be adjusted in height, and it can be adjusted at two points for angle adjustment. It features a full mesh design, enhancing comfort and breathability.

High rebound mesh and fabric

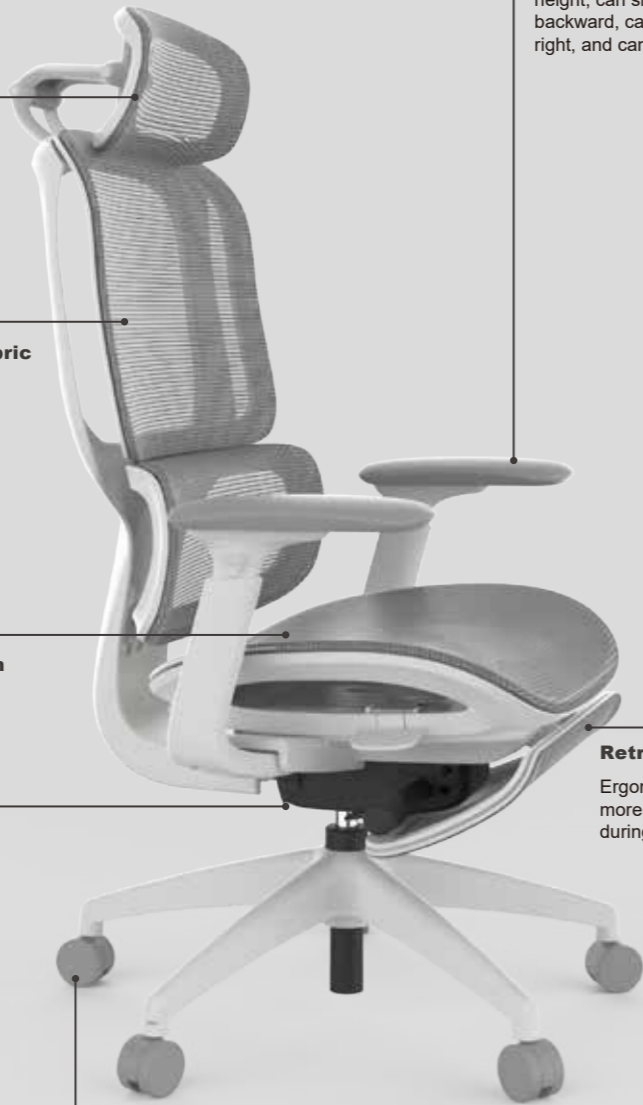
Made with high rebound mesh fabric, it provides reliable and effective support, offering a comfortable and enjoyable experience during office work.

Multi-material seat cushion

It can be paired with a full mesh seat cushion or a thick foam seat cushion, providing multiple options for comfort.

Tilt mechanism

Two chassis options are available for selection, catering to different needs and supporting a variety of space applications.



4D Adjustable Armrests

The armrests are adjustable in height, can slide forward and backward, can slide left and right, and can rotate inward.



Retractable footrest

Ergonomically designed for a more comfortable experience during restful midday breaks.

Nylon base/castors



Nylon base/castors
Paired with high-performance Nylon base and casters.

The armrests can slide forward and backward, providing support to the elbows in different positions for various usage scenarios. They offer better upper body support.




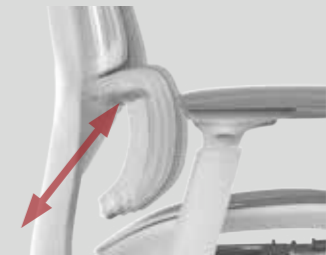
The armrests are height adjustable, providing a comfortable experience for people of different heights and meeting the support needs in various scenarios.

The armrests can rotate 15 degrees to the left and right, accommodating different sitting positions and supporting the elbows according to different office habits.



The armrests can be adjusted laterally, catering to individuals of different body types. This enhances elbow support during mobile office work, making it easier to maintain proper posture and reduce muscle pressure.

Intelligent lumbar support system, validated through ergonomic design, offering five adjustable levels of lumbar support (automatically returning to the default position when adjusted to the highest level), catering to different user preferences.



Two seat cushion options are available for selection, and a footrest system can be optionally added, providing convenience for midday breaks and promoting overall bodily health.



Quality

The star shaped design on the back and highlighted trim design resemble meteors in the night sky. According to Nordic mythology, the origin comes from the Eternal Gun, which is the property of Odin, the main god of the Asa Protoss. Whoever swears to Gun will surely fulfill his oath.

Specifications



Mesh



Seat Fabrics

